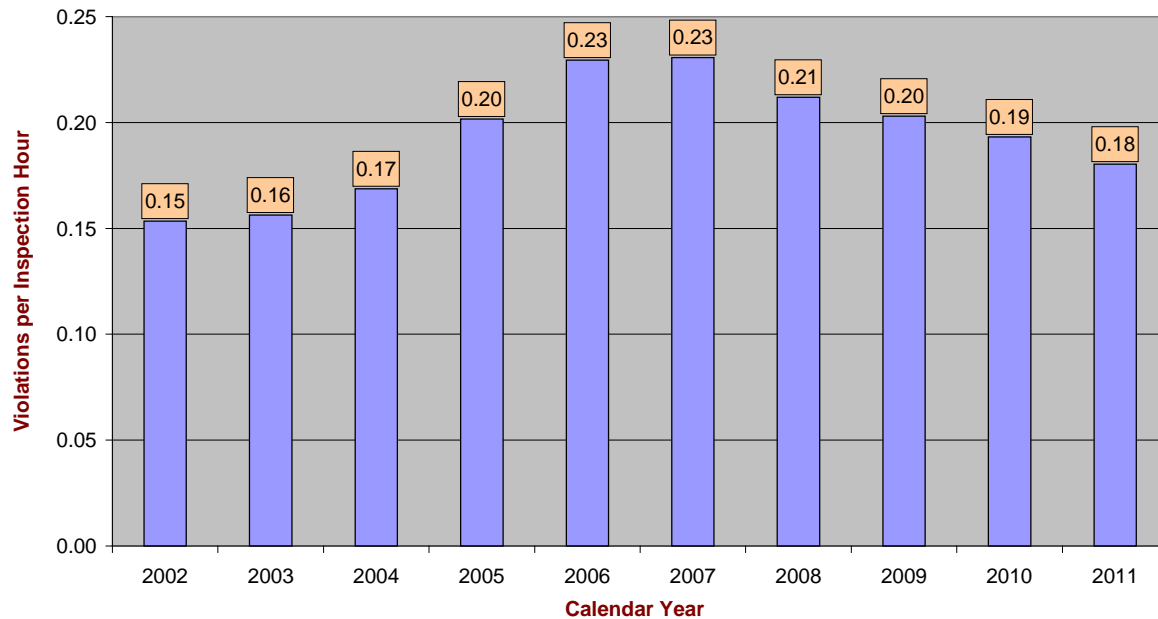


MSHA FACT SHEET: Violations per Inspection Hour Both Coal and Metal/Non Metal Mines CY 2002 - CY 2011

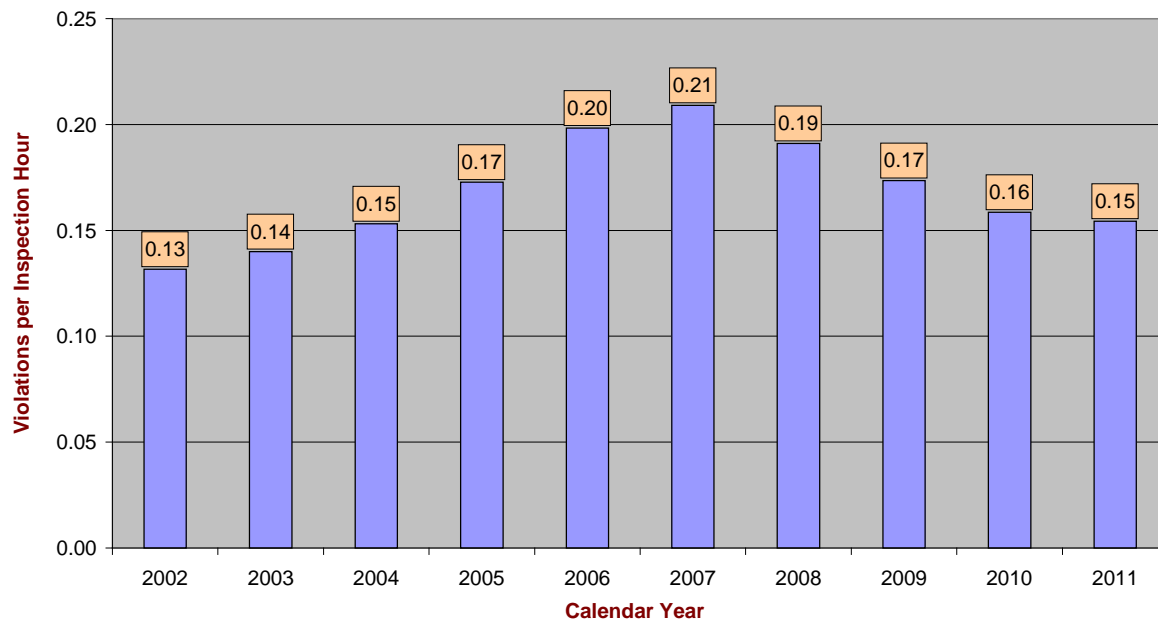
All MSHA - Violations per Inspection Hour
CY 2002 - 2011



- Violations per Inspection Hour for both Coal and MNM mines increased 20 percent from 0.15 in CY 2002 to 0.18 in CY 2011.
- Violations per Inspection Hour for both Coal and MNM mines decreased 22 percent from 0.23 in CY 2006 to 0.18 in CY 2011.

MSHA FACT SHEET: Violations per Inspection Hour Coal Mines CY 2002 - CY 2011

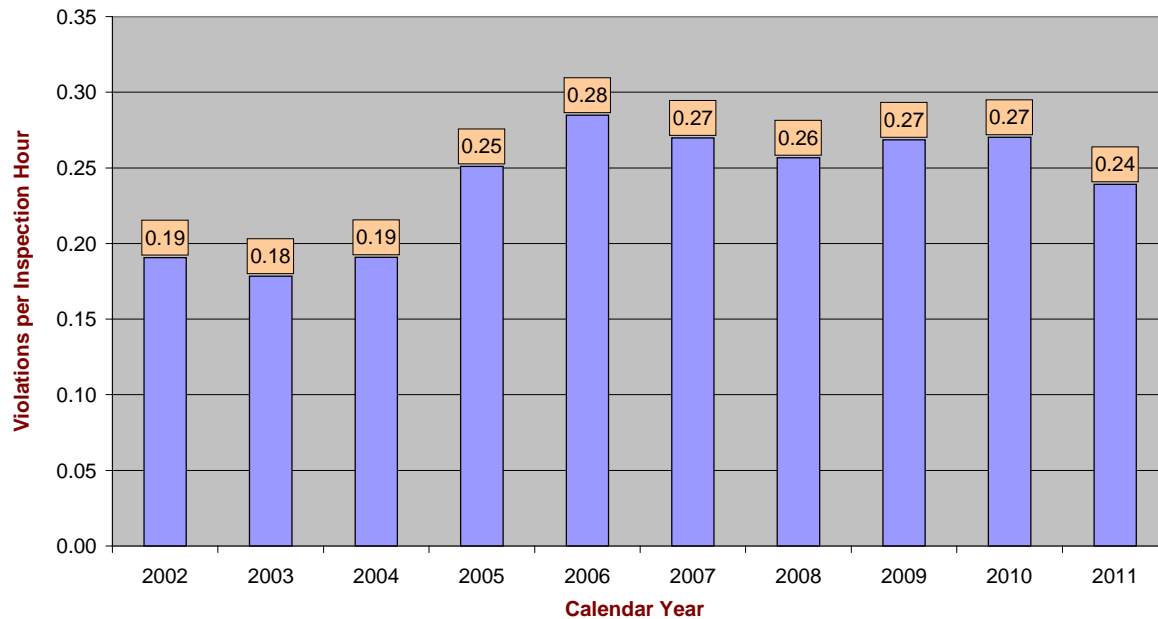
**Coal - Violations per Inspection Hour
CY 2002 - 2011**



- Violations per Inspection Hour for Coal mines increased 15 percent from 0.13 in CY 2002 to 0.15 in CY 2011.
- Violations per Inspection Hour for Coal mines decreased 25 percent from 0.20 in CY 2006 to 0.15 in CY 2011.

MSHA FACT SHEET: Violations per Inspection Hour Metal/Non Metal Mines CY 2002 - CY 2011

M/NM - Violations per Inspection Hour CY 2002 - 2011



- Violations per Inspection Hour for MNM mines increased 26 percent from 0.19 in CY 2002 to 0.24 in CY 2011.
- Violations per Inspection Hour for MNM mines decreased 14 percent from 0.28 in CY 2006 to 0.24 in CY 2011.